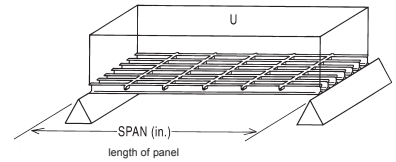


HI37 Grating Uniform Load Chart

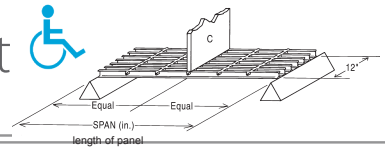


HI37 PULTRUDED SERIES UNIFORM LOAD TABLE - DEFLECTIONS IN INCHES

CLEAR SPAN (in)	STYLE	LOAD (psf)										MAXIMUM RECOM. LOAD (psf)	ULTIMATE CAPACITY (psf)
		100	200	300	400	500	600	700	800	900	1000		
12	HI3710	<0.01	<0.01	<0.01	<0.01	<0.01	<0.01	<0.01	<0.01	0.01	0.01	14800	44400
	HI3715	<0.01	<0.01	<0.01	<0.01	<0.01	<0.01	<0.01	<0.01	<0.01	<0.01	27600	82800
	HI3720	<0.01	<0.01	<0.01	<0.01	<0.01	<0.01	<0.01	<0.01	<0.01	<0.01	71300	214000
	HI3725	<0.01	<0.01	<0.01	<0.01	<0.01	<0.01	<0.01	<0.01	<0.01	<0.01	73200	219800
	HI3730	<0.01	<0.01	<0.01	<0.01	<0.01	<0.01	<0.01	<0.01	<0.01	<0.01	94000	282000
18	HI3710	<0.01	0.01	0.02	0.02	0.03	0.03	0.04	0.04	0.05	0.05	7000	21200
	HI3715	<0.01	<0.01	<0.01	<0.01	<0.01	<0.01	<0.01	0.01	0.01	0.01	15300	45900
	HI3720	<0.01	<0.01	<0.01	<0.01	<0.01	<0.01	<0.01	<0.01	<0.01	<0.01	32500	97700
	HI3725	<0.01	<0.01	<0.01	<0.01	<0.01	<0.01	<0.01	<0.01	<0.01	<0.01	35200	105700
	HI3730	<0.01	<0.01	<0.01	<0.01	<0.01	<0.01	<0.01	<0.01	<0.01	<0.01	44400	133400
24	HI3710	0.02	0.03	0.05	0.06	0.08	0.09	0.11	0.12	0.14	0.16	4200	12700
	HI3715	<0.01	<0.01	0.01	0.01	0.02	0.02	0.03	0.03	0.03	0.04	10300	30900
	HI3720	<0.01	<0.01	<0.01	<0.01	<0.01	0.01	0.01	0.01	0.02	0.02	18800	56400
	HI3725	<0.01	<0.01	<0.01	<0.01	<0.01	<0.01	<0.01	<0.01	<0.01	0.01	21300	63900
	HI3730	<0.01	<0.01	<0.01	<0.01	<0.01	<0.01	<0.01	<0.01	<0.01	<0.01	26500	79600
30	HI3710	0.04	0.08	0.11	0.15	0.19	0.23	0.27	0.30	0.34	0.38	2700	8100
	HI3715	<0.01	0.02	0.03	0.04	0.05	0.05	0.06	0.07	0.08	0.09	6600	19800
	HI3720	<0.01	<0.01	0.01	0.02	0.02	0.03	0.03	0.03	0.04	0.04	12300	37100
	HI3725	<0.01	<0.01	<0.01	<0.01	0.01	0.01	0.02	0.02	0.02	0.02	14600	43800
	HI3730	<0.01	<0.01	<0.01	<0.01	<0.01	<0.01	0.01	0.01	0.01	0.01	17900	53800
36	HI3710	0.08	0.16	0.24	0.32	0.39	0.47	—	—	—	—	1800	5600
	HI3715	0.02	0.04	0.06	0.08	0.09	0.11	0.13	0.15	0.17	0.19	4500	13700
	HI3720	<0.01	0.02	0.03	0.03	0.04	0.05	0.06	0.07	0.08	0.09	8800	26400
	HI3725	<0.01	<0.01	0.01	0.02	0.02	0.03	0.03	0.04	0.04	0.05	10800	32400
	HI3730	<0.01	<0.01	<0.01	0.01	0.01	0.02	0.02	0.02	0.03	0.03	13100	39400
42	HI3710	0.15	0.29	0.44	—	—	—	—	—	—	—	1300	4100
	HI3715	0.03	0.07	0.10	0.14	0.17	0.21	0.24	0.28	0.31	0.35	3300	10100
	HI3720	0.02	0.03	0.05	0.06	0.08	0.09	0.11	0.13	0.14	0.16	6400	19400
	HI3725	<0.01	0.02	0.02	0.03	0.04	0.05	0.06	0.07	0.07	0.08	8200	24600
	HI3730	<0.01	0.01	0.02	0.02	0.03	0.03	0.04	0.04	0.05	0.05	10100	30400
48	HI3710	0.25	0.50	—	—	—	—	—	—	—	—	1000	3100
	HI3715	0.06	0.12	0.18	0.24	0.30	0.36	0.42	0.47	—	—	2500	7700
	HI3720	0.03	0.05	0.08	0.11	0.13	0.16	0.19	0.22	0.24	0.27	4900	14800
	HI3725	0.01	0.03	0.04	0.06	0.07	0.08	0.10	0.11	0.13	0.14	6500	19500
	HI3730	<0.01	0.02	0.02	0.03	0.04	0.05	0.06	0.07	0.07	0.08	8100	24400
52	HI3710	0.34	—	—	—	—	—	—	—	—	—	900	2700
	HI3715	0.08	0.16	0.25	0.33	0.41	0.49	—	—	—	—	2100	6500
	HI3720	0.04	0.07	0.11	0.15	0.19	0.22	0.26	0.30	0.33	0.37	4200	12600
	HI3725	0.02	0.04	0.06	0.08	0.10	0.11	0.13	0.15	0.17	0.19	5500	16600
	HI3730	0.01	0.02	0.03	0.05	0.06	0.07	0.08	0.09	0.10	0.11	7000	21200
60	HI3715	0.14	0.29	0.43	—	—	—	—	—	—	—	1600	4900
	HI3720	0.07	0.13	0.20	0.26	0.33	0.40	0.46	—	—	—	3100	9500
	HI3725	0.03	0.07	0.10	0.14	0.17	0.20	0.24	0.27	0.31	0.34	4100	12500
	HI3730	0.02	0.04	0.06	0.08	0.10	0.12	0.14	0.16	0.18	0.20	5400	16200
66	HI3715	0.21	0.42	—	—	—	—	—	—	—	—	1300	4000
	HI3720	0.10	0.19	0.29	0.39	0.48	—	—	—	—	—	2600	7800
	HI3725	0.05	0.10	0.15	0.20	0.25	0.30	0.35	0.40	0.45	0.50	3400	10300
	HI3730	0.03	0.06	0.09	0.12	0.15	0.18	0.21	0.23	0.26	0.29	4400	13400
72	HI3715	0.30	—	—	—	—	—	—	—	—	—	1100	3400
	HI3720	0.14	0.27	0.41	—	—	—	—	—	—	—	2200	6600
	HI3725	0.07	0.14	0.21	0.28	0.35	0.42	0.49	—	—	—	2800	8600
	HI3730	0.04	0.08	0.12	0.17	0.21	0.25	0.29	0.33	0.37	0.42	3700	11200
84	HI3720	0.25	—	—	—	—	—	—	—	—	—	1600	4800
	HI3725	0.13	0.26	0.39	—	—	—	—	—	—	—	2100	6300
	HI3730	0.08	0.15	0.23	0.31	0.38	0.46	—	—	—	—	2700	8200
96	HI3720	0.43	—	—	—	—	—	—	—	—	—	1200	3700
	HI3725	0.22	0.44	—	—	—	—	—	—	—	—	1600	4800
	HI3730	0.13	0.26	0.39	—	—	—	—	—	—	—	2100	6300

NOTES:
 1. The designer should not exceed the MAX RECOMMENDED LOAD at any given span. MAX RECOMMENDED LOAD represents a 3:1 factor of safety on ULTIMATE CAPACITY.
 2. ULTIMATE CAPACITY represents a complete and total failure of the grating. Values are provided to illustrate the reserve strength of the grating at a given span and are NOT to be used for design. Functionality of grating is limited to MAX RECOMMENDED LOAD.
 3. The allowable loads in this table are for STATIC LOAD CONDITIONS at ambient temperatures only. Allowable loads for impact conditions should be a maximum of ONE-HALF the values shown. Long term loads will result in added deflection due to creep in the material and will also require higher safety factors to ensure acceptable performance. For applications at elevated temperatures, consult factory. The designer is further referenced to ASCE Structural Plastics Design Manual.
 4. Fibergrate does not recommend this product for turning wheel loads. If these conditions are expected, contact Fibergrate Engineering.
 5. Fibergrate recommends a maximum deflection of 0.25" for this product under normal loading conditions. The use of L500 may be required by certain construction codes. Check code requirements to determine design criteria.
 6. All gratings were tested in accordance with the ANSI Standard: FRP Composites Grating Manual for Pultruded and Molded Grating and Stair Treads.

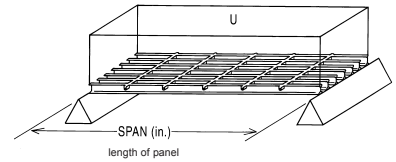
HI37 Grating Concentrated Line Load Chart



HI37 PULTRUDED SERIES LINE LOAD TABLE - DEFLECTIONS IN INCHES													
CLEAR SPAN (in)	STYLE	LOAD (LBS/FT of Width)										MAXIMUM RECOM. LOAD (lbs/ft)	ULTIMATE CAPACITY (lbs/ft)
		100	200	300	500	1000	2000	3000	4000	5000	6000		
12	HI3710	<0.01	<0.01	<0.01	<0.01	0.02	0.04	0.05	0.07	0.09	0.11	7400	22200
	HI3715	<0.01	<0.01	<0.01	<0.01	<0.01	0.01	0.02	0.02	0.03	0.03	13800	41400
	HI3720	<0.01	<0.01	<0.01	<0.01	<0.01	<0.01	<0.01	<0.01	0.01	0.01	35600	107000
	HI3725	<0.01	<0.01	<0.01	<0.01	<0.01	<0.01	<0.01	<0.01	<0.01	<0.01	36600	109900
	HI3730	<0.01	<0.01	<0.01	<0.01	<0.01	<0.01	<0.01	<0.01	<0.01	<0.01	47000	141000
18	HI3710	<0.01	0.01	0.02	0.03	0.06	0.11	0.17	0.23	0.28	0.34	5300	15900
	HI3715	<0.01	<0.01	<0.01	<0.01	0.01	0.03	0.04	0.06	0.07	0.09	11400	34400
	HI3720	<0.01	<0.01	<0.01	<0.01	<0.01	0.01	0.02	0.03	0.03	0.04	24400	73300
	HI3725	<0.01	<0.01	<0.01	<0.01	<0.01	<0.01	0.01	0.02	0.02	0.02	26400	79200
	HI3730	<0.01	<0.01	<0.01	<0.01	<0.01	<0.01	<0.01	<0.01	0.01	0.01	33300	100000
24	HI3710	0.01	0.02	0.04	0.06	0.12	0.25	0.37	0.50	—	—	4200	12700
	HI3715	<0.01	<0.01	<0.01	0.01	0.03	0.06	0.09	0.12	0.15	0.18	10300	30900
	HI3720	<0.01	<0.01	<0.01	<0.01	0.01	0.03	0.04	0.06	0.07	0.09	18800	56400
	HI3725	<0.01	<0.01	<0.01	<0.01	<0.01	0.02	0.03	0.03	0.04	0.05	21300	63900
	HI3730	<0.01	<0.01	<0.01	<0.01	<0.01	0.01	0.02	0.02	0.03	0.03	26500	79600
30	HI3710	0.02	0.05	0.07	0.12	0.24	0.49	—	—	—	—	3400	10200
	HI3715	<0.01	0.01	0.02	0.03	0.06	0.12	0.17	0.23	0.29	0.35	8200	24700
	HI3720	<0.01	<0.01	<0.01	0.01	0.03	0.06	0.08	0.11	0.14	0.17	15400	46300
	HI3725	<0.01	<0.01	<0.01	<0.01	0.02	0.03	0.05	0.06	0.08	0.09	18200	54800
	HI3730	<0.01	<0.01	<0.01	<0.01	<0.01	0.02	0.03	0.04	0.05	0.06	22400	67300
36	HI3710	0.04	0.08	0.13	0.21	0.42	—	—	—	—	—	2800	8500
	HI3715	0.01	0.02	0.03	0.05	0.10	0.20	0.30	0.40	—	—	6800	20600
	HI3720	<0.01	<0.01	0.01	0.02	0.05	0.09	0.14	0.18	0.23	0.27	13200	39600
	HI3725	<0.01	<0.01	<0.01	0.01	0.02	0.05	0.07	0.10	0.12	0.15	16200	48600
	HI3730	<0.01	<0.01	<0.01	<0.01	0.02	0.03	0.05	0.06	0.08	0.09	19700	59100
42	HI3710	0.07	0.13	0.20	0.33	—	—	—	—	—	—	2400	7300
	HI3715	0.02	0.03	0.05	0.08	0.16	0.32	0.48	—	—	—	5800	17600
	HI3720	<0.01	0.01	0.02	0.04	0.07	0.14	0.22	0.29	0.36	0.43	11300	33900
	HI3725	<0.01	<0.01	0.01	0.02	0.04	0.08	0.11	0.15	0.19	0.23	14400	43200
	HI3730	<0.01	<0.01	<0.01	0.01	0.02	0.05	0.07	0.09	0.12	0.14	17700	53300
48	HI3710	0.10	0.20	0.30	0.50	—	—	—	—	—	—	2100	6300
	HI3715	0.02	0.05	0.07	0.12	0.24	0.47	—	—	—	—	5100	15400
	HI3720	0.01	0.02	0.03	0.05	0.11	0.22	0.32	0.43	—	—	9900	29700
	HI3725	<0.01	0.01	0.02	0.03	0.06	0.11	0.17	0.22	0.28	0.33	13000	39100
	HI3730	<0.01	<0.01	<0.01	0.02	0.03	0.07	0.10	0.13	0.17	0.20	16300	48900
52	HI3710	0.13	0.25	0.38	—	—	—	—	—	—	—	1900	5900
	HI3715	0.03	0.06	0.09	0.15	0.30	—	—	—	—	—	4700	14200
	HI3720	0.01	0.03	0.04	0.07	0.14	0.27	0.41	—	—	—	9100	27400
	HI3725	<0.01	0.01	0.02	0.04	0.07	0.14	0.21	0.28	0.35	0.42	12000	36100
	HI3730	<0.01	<0.01	0.01	0.02	0.04	0.08	0.13	0.17	0.21	0.25	15300	46000
60	HI3710	0.19	0.39	—	—	—	—	—	—	—	—	1700	5100
	HI3715	0.05	0.09	0.14	0.23	0.46	—	—	—	—	—	4100	12300
	HI3720	0.02	0.04	0.06	0.11	0.21	0.42	—	—	—	—	7900	23700
	HI3725	0.01	0.02	0.03	0.05	0.11	0.22	0.33	0.43	—	—	10400	31200
	HI3730	<0.01	0.01	0.02	0.03	0.06	0.13	0.19	0.26	0.32	0.38	13500	40600
66	HI3710	0.26	—	—	—	—	—	—	—	—	—	1500	4600
	HI3715	0.06	0.12	0.19	0.31	—	—	—	—	—	—	3700	11200
	HI3720	0.03	0.06	0.08	0.14	0.28	—	—	—	—	—	7200	21600
	HI3725	0.01	0.03	0.04	0.07	0.14	0.29	0.43	—	—	—	9400	28400
	HI3730	<0.01	0.02	0.03	0.04	0.09	0.17	0.26	0.34	0.43	—	12300	36900
72	HI3710	0.34	—	—	—	—	—	—	—	—	—	1400	4200
	HI3715	0.08	0.16	0.24	0.40	—	—	—	—	—	—	3400	10300
	HI3720	0.04	0.07	0.11	0.18	0.36	—	—	—	—	—	6600	19800
	HI3725	0.02	0.04	0.06	0.09	0.19	0.38	—	—	—	—	8600	26000
	HI3730	0.01	0.02	0.03	0.06	0.11	0.22	0.33	0.44	—	—	11200	33800
84	HI3715	0.13	0.25	0.38	—	—	—	—	—	—	—	2900	8800
	HI3720	0.06	0.12	0.17	0.29	—	—	—	—	—	—	5600	16900
	HI3725	0.03	0.06	0.09	0.15	0.30	—	—	—	—	—	7400	22300
	HI3730	0.02	0.04	0.05	0.09	0.18	0.35	—	—	—	—	9600	29000
96	HI3715	0.19	0.38	—	—	—	—	—	—	—	—	2500	7700
	HI3720	0.09	0.17	0.26	0.43	—	—	—	—	—	—	4900	14800
	HI3725	0.04	0.09	0.13	0.22	0.44	—	—	—	—	—	6500	19500
	HI3730	0.03	0.05	0.08	0.13	0.26	—	—	—	—	—	8400	25300

NOTES:
 1. The designer should not exceed the MAX RECOMMENDED LOAD at any given span. MAX RECOMMENDED LOAD represents a 3:1 factor of safety on ULTIMATE CAPACITY.
 2. ULTIMATE CAPACITY represents a complete and total failure of the grating. Values are provided to illustrate the reserve strength of the grating at a given span and are NOT to be used for design. Functionality of grating is limited to MAX RECOMMENDED LOAD.
 3. The allowable loads in this table are for STATIC LOAD CONDITIONS at ambient temperatures only. Allowable loads for impact conditions should be a maximum of ONE-HALF the values shown. Long term loads will result in added deflection due to creep in the material and will also require higher safety factors to ensure acceptable performance. For applications at elevated temperatures, consult factory. The designer is further referenced to ASCE Structural Plastics Design Manual.
 4. Fibergate does not recommend this product for turning wheel loads. If these conditions are expected, contact Fibergate Engineering.
 5. Fibergate recommends a maximum deflection of 0.25" for this product under normal loading conditions. The use of L500 may be required by certain construction codes. Check code requirements to determine design criteria.
 6. All gratings were tested in accordance with the ANSI Standard: FRP Composites Grating Manual for Pultruded and Molded Grating and Stair Treads.

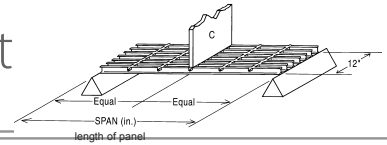
HI47 Grating Uniform Load Chart



HI47 PULTRUDED SERIES UNIFORM LOAD TABLE - DEFLECTIONS IN INCHES													
CLEAR SPAN (in)	STYLE	LOAD (psf)										MAXIMUM RECOM. LOAD (psf)	ULTIMATE CAPACITY (psf)
		100	200	300	400	500	600	700	800	900	1000		
12	HI4710	<0.01	<0.01	<0.01	<0.01	<0.01	<0.01	<0.01	0.01	0.01	0.01	12400	37300
	HI4715	<0.01	<0.01	<0.01	<0.01	<0.01	<0.01	<0.01	<0.01	<0.01	<0.01	23200	69600
	HI4720	<0.01	<0.01	<0.01	<0.01	<0.01	<0.01	<0.01	<0.01	<0.01	<0.01	60100	180300
	HI4725	<0.01	<0.01	<0.01	<0.01	<0.01	<0.01	<0.01	<0.01	<0.01	<0.01	61700	185100
	HI4730	<0.01	<0.01	<0.01	<0.01	<0.01	<0.01	<0.01	<0.01	<0.01	<0.01	79200	237600
18	HI4710	<0.01	0.01	0.02	0.02	0.03	0.04	0.04	0.05	0.06	0.06	5900	17800
	HI4715	<0.01	<0.01	<0.01	<0.01	<0.01	<0.01	0.01	0.01	0.01	0.02	12800	38500
	HI4720	<0.01	<0.01	<0.01	<0.01	<0.01	<0.01	<0.01	<0.01	<0.01	<0.01	27400	82400
	HI4725	<0.01	<0.01	<0.01	<0.01	<0.01	<0.01	<0.01	<0.01	<0.01	<0.01	29600	89000
	HI4730	<0.01	<0.01	<0.01	<0.01	<0.01	<0.01	<0.01	<0.01	<0.01	<0.01	37400	112400
24	HI4710	0.02	0.04	0.06	0.07	0.09	0.11	0.13	0.15	0.17	0.18	3500	10700
	HI4715	<0.01	<0.01	0.01	0.02	0.02	0.03	0.03	0.04	0.04	0.04	8600	26000
	HI4720	<0.01	<0.01	<0.01	<0.01	0.01	0.01	0.02	0.02	0.02	0.02	15800	47600
	HI4725	<0.01	<0.01	<0.01	<0.01	<0.01	<0.01	<0.01	<0.01	0.01	0.01	17900	53900
	HI4730	<0.01	<0.01	<0.01	<0.01	<0.01	<0.01	<0.01	<0.01	<0.01	<0.01	22300	67000
30	HI4710	0.04	0.09	0.13	0.18	0.22	0.27	0.31	0.36	0.40	0.45	2200	6800
	HI4715	0.01	0.02	0.03	0.04	0.05	0.06	0.08	0.09	0.10	0.11	5500	16600
	HI4720	<0.01	0.01	0.02	0.02	0.03	0.03	0.04	0.04	0.05	0.05	10400	31200
	HI4725	<0.01	<0.01	<0.01	0.01	0.01	0.02	0.02	0.02	0.03	0.03	12300	36900
	HI4730	<0.01	<0.01	<0.01	<0.01	<0.01	0.01	0.01	0.01	0.02	0.02	15100	45300
36	HI4710	0.09	0.19	0.28	0.37	0.46	—	—	—	—	—	1500	4700
	HI4715	0.02	0.04	0.07	0.09	0.11	0.13	0.16	0.18	0.20	0.22	3800	11500
	HI4720	0.01	0.02	0.03	0.04	0.05	0.06	0.07	0.08	0.09	0.10	7400	22200
	HI4725	<0.01	0.01	0.02	0.02	0.03	0.03	0.04	0.04	0.05	0.05	9100	27300
	HI4730	<0.01	<0.01	0.01	0.01	0.02	0.02	0.02	0.03	0.03	0.03	11000	33200
42	HI4710	0.17	0.34	—	—	—	—	—	—	—	—	1100	3500
	HI4715	0.04	0.08	0.12	0.17	0.21	0.25	0.29	0.33	0.37	0.41	2800	8400
	HI4720	0.02	0.04	0.06	0.08	0.09	0.11	0.13	0.15	0.17	0.19	5400	16300
	HI4725	<0.01	0.02	0.03	0.04	0.05	0.06	0.07	0.08	0.09	0.10	6900	20800
	HI4730	<0.01	0.01	0.02	0.02	0.03	0.04	0.04	0.05	0.05	0.06	8500	25600
48	HI4710	0.29	—	—	—	—	—	—	—	—	—	800	2600
	HI4715	0.07	0.14	0.21	0.28	0.35	0.42	0.49	—	—	—	2100	6500
	HI4720	0.03	0.06	0.10	0.13	0.16	0.19	0.22	0.26	0.29	0.32	4100	12500
	HI4725	0.02	0.03	0.05	0.07	0.08	0.10	0.12	0.13	0.15	0.16	5400	16400
	HI4730	<0.01	0.02	0.03	0.04	0.05	0.06	0.07	0.08	0.09	0.10	6800	20600
52	HI4710	0.40	—	—	—	—	—	—	—	—	—	700	2200
	HI4715	0.10	0.19	0.29	0.39	0.48	—	—	—	—	—	1800	5500
	HI4720	0.04	0.09	0.13	0.18	0.22	0.26	0.31	0.35	0.40	0.44	3500	10600
	HI4725	0.02	0.05	0.07	0.09	0.11	0.14	0.16	0.18	0.20	0.23	4600	14000
	HI4730	0.01	0.03	0.04	0.05	0.07	0.08	0.09	0.11	0.12	0.13	5900	17800
60	HI4715	0.17	0.34	—	—	—	—	—	—	—	—	1300	4100
	HI4720	0.08	0.16	0.23	0.31	0.39	0.47	—	—	—	—	2600	8000
	HI4725	0.04	0.08	0.12	0.16	0.20	0.24	0.28	0.32	0.36	0.40	3500	10500
	HI4730	0.02	0.05	0.07	0.10	0.12	0.14	0.17	0.19	0.21	0.24	4500	13600
66	HI4715	0.25	—	—	—	—	—	—	—	—	—	1100	3400
	HI4720	0.11	0.23	0.34	0.46	—	—	—	—	—	—	2200	6600
	HI4725	0.06	0.12	0.18	0.24	0.29	0.35	0.41	0.47	—	—	2900	8700
	HI4730	0.03	0.07	0.10	0.14	0.17	0.21	0.24	0.28	0.31	0.35	3700	11300
72	HI4715	0.36	—	—	—	—	—	—	—	—	—	900	2800
	HI4720	0.16	0.32	0.49	—	—	—	—	—	—	—	1800	5500
	HI4725	0.08	0.17	0.25	0.33	0.42	—	—	—	—	—	2400	7300
	HI4730	0.05	0.10	0.15	0.20	0.25	0.30	0.35	0.39	0.44	0.49	3100	9500
84	HI4720	0.30	—	—	—	—	—	—	—	—	—	1300	4000
	HI4725	0.15	0.31	0.46	—	—	—	—	—	—	—	1700	5300
	HI4730	0.09	0.18	0.27	0.37	0.46	—	—	—	—	—	2300	6900
96	HI4725	0.26	—	—	—	—	—	—	—	—	—	1300	4100
	HI4730	0.16	0.31	0.47	—	—	—	—	—	—	—	1700	5300

NOTES:
 1. The designer should not exceed the MAX RECOMMENDED LOAD at any given span. MAX RECOMMENDED LOAD represents a 3:1 factor of safety on ULTIMATE CAPACITY.
 2. ULTIMATE CAPACITY represents a complete and total failure of the grating. Values are provided to illustrate the reserve strength of the grating at a given span and are NOT to be used for design. Functionality of grating is limited to MAX RECOMMENDED LOAD.
 3. The allowable loads in this table are for STATIC LOAD CONDITIONS at ambient temperatures only. Allowable loads for impact conditions should be a maximum of ONE-HALF the values shown. Long term loads will result in added deflection due to creep in the material and will also require higher safety factors to ensure acceptable performance. For applications at elevated temperatures, consult factory. The designer is further referenced to ASCE Structural Plastics Design Manual.
 4. Fibergrate does not recommend this product for turning wheel loads. If these conditions are expected, contact Fibergrate Engineering.
 5. Fibergrate recommends a maximum deflection of 0.25" for this product under normal loading conditions. The use of L500 may be required by certain construction codes. Check code requirements to determine design criteria.
 6. All gratings were tested in accordance with the ANSI Standard: FRP Composites Grating Manual for Pultruded and Molded Grating and Stair Treads.

HI47 Grating Concentrated Line Load Chart

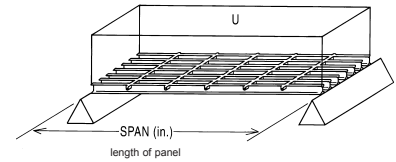


HI47 PULTRUDED SERIES LINE LOAD TABLE - DEFLECTIONS IN INCHES													
CLEAR SPAN (in)	STYLE	LOAD (LBS/FT of Width)										MAXIMUM RECOM. LOAD (lbs/ft)	ULTIMATE CAPACITY (lbs/ft)
		100	200	300	500	1000	2000	3000	4000	5000	6000		
12	HI4710	<0.01	<0.01	<0.01	0.01	0.02	0.04	0.06	0.08	0.11	0.13	6200	18600
	HI4715	<0.01	<0.01	<0.01	<0.01	<0.01	0.01	0.02	0.02	0.03	0.04	11600	34800
	HI4720	<0.01	<0.01	<0.01	<0.01	<0.01	<0.01	<0.01	<0.01	0.01	0.01	30000	90100
	HI4725	<0.01	<0.01	<0.01	<0.01	<0.01	<0.01	<0.01	<0.01	<0.01	<0.01	30800	92500
	HI4730	<0.01	<0.01	<0.01	<0.01	<0.01	<0.01	<0.01	<0.01	<0.01	<0.01	39600	118800
18	HI4710	<0.01	0.01	0.02	0.03	0.07	0.13	0.20	0.27	0.33	0.40	4400	13300
	HI4715	<0.01	<0.01	<0.01	<0.01	0.02	0.03	0.05	0.07	0.09	0.10	9600	28900
	HI4720	<0.01	<0.01	<0.01	<0.01	<0.01	0.02	0.02	0.03	0.04	0.05	20600	61800
	HI4725	<0.01	<0.01	<0.01	<0.01	<0.01	<0.01	0.01	0.02	0.02	0.03	22200	66800
	HI4730	<0.01	<0.01	<0.01	<0.01	<0.01	<0.01	<0.01	0.01	0.01	0.02	28100	84300
24	HI4710	0.01	0.03	0.04	0.07	0.15	0.29	0.44	—	—	—	3500	10700
	HI4715	<0.01	<0.01	0.01	0.02	0.04	0.07	0.11	0.14	0.18	0.21	8600	26000
	HI4720	<0.01	<0.01	<0.01	<0.01	0.02	0.03	0.05	0.07	0.09	0.10	15800	47600
	HI4725	<0.01	<0.01	<0.01	<0.01	<0.01	0.02	0.03	0.04	0.05	0.06	17900	53900
	HI4730	<0.01	<0.01	<0.01	<0.01	<0.01	0.01	0.02	0.02	0.03	0.04	22300	67000
30	HI4710	0.03	0.06	0.09	0.14	0.29	—	—	—	—	—	2800	8500
	HI4715	<0.01	0.01	0.02	0.03	0.07	0.14	0.21	0.27	0.34	0.41	6900	20800
	HI4720	<0.01	<0.01	<0.01	0.02	0.03	0.07	0.10	0.13	0.16	0.20	13000	39000
	HI4725	<0.01	<0.01	<0.01	<0.01	0.02	0.04	0.05	0.07	0.09	0.11	15300	46100
	HI4730	<0.01	<0.01	<0.01	<0.01	0.01	0.02	0.03	0.04	0.06	0.07	18900	56700
36	HI4710	0.05	0.10	0.15	0.25	0.50	—	—	—	—	—	2300	7100
	HI4715	0.01	0.02	0.04	0.06	0.12	0.24	0.36	0.48	—	—	5700	17300
	HI4720	<0.01	0.01	0.02	0.03	0.05	0.11	0.16	0.22	0.27	0.32	11100	33400
	HI4725	<0.01	<0.01	<0.01	0.01	0.03	0.06	0.09	0.12	0.15	0.17	13600	41000
	HI4730	<0.01	<0.01	<0.01	<0.01	0.02	0.04	0.06	0.07	0.09	0.11	16600	49800
42	HI4710	0.08	0.16	0.24	0.39	—	—	—	—	—	—	2000	6100
	HI4715	0.02	0.04	0.06	0.09	0.19	0.38	—	—	—	—	4900	14800
	HI4720	<0.01	0.02	0.03	0.04	0.09	0.17	0.26	0.34	0.43	—	9500	28600
	HI4725	<0.01	<0.01	0.01	0.02	0.05	0.09	0.14	0.18	0.23	0.27	12100	36400
	HI4730	<0.01	<0.01	<0.01	0.01	0.03	0.06	0.08	0.11	0.14	0.17	14900	44900
48	HI4710	0.12	0.24	0.35	—	—	—	—	—	—	—	1700	5300
	HI4715	0.03	0.06	0.08	0.14	0.28	—	—	—	—	—	4300	13000
	HI4720	0.01	0.03	0.04	0.06	0.13	0.26	0.38	—	—	—	8300	25000
	HI4725	<0.01	0.01	0.02	0.03	0.07	0.13	0.20	0.26	0.33	0.40	10900	32900
	HI4730	<0.01	<0.01	0.01	0.02	0.04	0.08	0.12	0.16	0.20	0.24	13700	41200
52	HI4710	0.15	0.30	0.45	—	—	—	—	—	—	—	1600	4900
	HI4715	0.04	0.07	0.11	0.18	0.36	—	—	—	—	—	4000	12000
	HI4720	0.02	0.03	0.05	0.08	0.16	0.33	0.49	—	—	—	7700	23100
	HI4725	<0.01	0.02	0.03	0.04	0.08	0.17	0.25	0.34	0.42	—	10100	30400
	HI4730	<0.01	<0.01	0.01	0.02	0.05	0.10	0.15	0.20	0.25	0.30	12900	38700
60	HI4710	0.23	0.46	—	—	—	—	—	—	—	—	1400	4200
	HI4715	0.05	0.11	0.16	0.27	—	—	—	—	—	—	3400	10400
	HI4720	0.03	0.05	0.08	0.13	0.25	—	—	—	—	—	6600	20000
	HI4725	0.01	0.03	0.04	0.06	0.13	0.26	0.39	—	—	—	8700	26300
	HI4730	<0.01	0.02	0.02	0.04	0.08	0.15	0.23	0.30	0.38	0.46	11400	34200
66	HI4710	0.31	—	—	—	—	—	—	—	—	—	1300	3900
	HI4715	0.07	0.15	0.22	0.37	—	—	—	—	—	—	3100	9400
	HI4720	0.03	0.07	0.10	0.17	0.33	—	—	—	—	—	6000	18200
	HI4725	0.02	0.03	0.05	0.09	0.17	0.34	—	—	—	—	7900	23900
	HI4730	0.01	0.02	0.03	0.05	0.10	0.20	0.30	0.41	—	—	10300	31100
72	HI4710	0.40	—	—	—	—	—	—	—	—	—	1100	3500
	HI4715	0.10	0.19	0.29	0.48	—	—	—	—	—	—	2800	8600
	HI4720	0.04	0.09	0.13	0.22	0.43	—	—	—	—	—	5500	16700
	HI4725	0.02	0.04	0.07	0.11	0.22	0.45	—	—	—	—	7300	21900
	HI4730	0.01	0.03	0.04	0.07	0.13	0.26	0.39	—	—	—	9500	28500
84	HI4715	0.15	0.30	0.45	—	—	—	—	—	—	—	2400	7400
	HI4720	0.07	0.14	0.21	0.34	—	—	—	—	—	—	4700	14300
	HI4725	0.04	0.07	0.11	0.18	0.35	—	—	—	—	—	6200	18800
	HI4730	0.02	0.04	0.06	0.10	0.21	0.42	—	—	—	—	8100	24400
96	HI4715	0.23	0.45	—	—	—	—	—	—	—	—	2100	6500
	HI4720	0.10	0.20	0.31	—	—	—	—	—	—	—	4100	12500
	HI4725	0.05	0.11	0.16	0.26	—	—	—	—	—	—	5400	16400
	HI4730	0.03	0.06	0.09	0.16	0.31	—	—	—	—	—	7100	21300

NOTES:

- The designer should not exceed the MAX RECOMMENDED LOAD at any given span. MAX RECOMMENDED LOAD represents a 3:1 factor of safety on ULTIMATE CAPACITY.
- ULTIMATE CAPACITY represents a complete and total failure of the grating. Values are provided to illustrate the reserve strength of the grating at a given span and are NOT to be used for design. Functionality of grating is limited to MAX RECOMMENDED LOAD.
- The allowable loads in this table are for STATIC LOAD CONDITIONS at ambient temperatures only. Allowable loads for impact conditions should be a maximum of ONE-HALF the values shown. Long term loads will result in added deflection due to creep in the material and will also require higher safety factors to ensure acceptable performance. For applications at elevated temperatures, consult factory. The designer is further referenced to ASCE Structural Plastics Design Manual.
- Fibergrate does not recommend this product for turning wheel loads. If these conditions are expected, contact Fibergrate Engineering.
- Fibergrate recommends a maximum deflection of 0.25" for this product under normal loading conditions. The use of L500 may be required by certain construction codes. Check code requirements to determine design criteria.
- All gratings were tested in accordance with the ANSI Standard: FRP Composites Grating Manual for Pultruded and Molded Grating and Stair Treads.

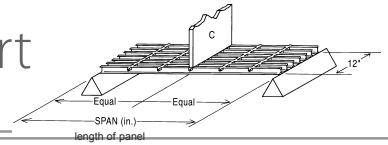
HI58 Grating Uniform Load Chart



HI58 PULTRUDED SERIES UNIFORM LOAD TABLE - DEFLECTIONS IN INCHES													
CLEAR SPAN (in)	STYLE	LOAD (psf)										MAXIMUM RECOM. LOAD (psf)	ULTIMATE CAPACITY (psf)
		100	200	300	400	500	600	700	800	900	1000		
12	HI5810	<0.01	<0.01	<0.01	<0.01	<0.01	0.01	0.01	0.01	0.02	0.02	9800	29500
	HI5815	<0.01	<0.01	<0.01	<0.01	<0.01	<0.01	<0.01	<0.01	<0.01	<0.01	18300	55100
	HI5820	<0.01	<0.01	<0.01	<0.01	<0.01	<0.01	<0.01	<0.01	<0.01	<0.01	47600	142800
	HI5825	<0.01	<0.01	<0.01	<0.01	<0.01	<0.01	<0.01	<0.01	<0.01	<0.01	48800	146600
	HI5830	<0.01	<0.01	<0.01	<0.01	<0.01	<0.01	<0.01	<0.01	<0.01	<0.01	62700	188100
18	HI5810	<0.01	0.02	0.02	0.03	0.04	0.05	0.06	0.06	0.07	0.08	4700	14100
	HI5815	<0.01	<0.01	<0.01	<0.01	0.01	0.01	0.01	0.02	0.02	0.02	10100	30500
	HI5820	<0.01	<0.01	<0.01	<0.01	<0.01	<0.01	<0.01	<0.01	<0.01	<0.01	21700	65200
	HI5825	<0.01	<0.01	<0.01	<0.01	<0.01	<0.01	<0.01	<0.01	<0.01	<0.01	23500	70500
	HI5830	<0.01	<0.01	<0.01	<0.01	<0.01	<0.01	<0.01	<0.01	<0.01	<0.01	29600	89000
24	HI5810	0.02	0.05	0.07	0.09	0.12	0.14	0.16	0.19	0.21	0.23	2800	8500
	HI5815	<0.01	0.01	0.02	0.02	0.03	0.03	0.04	0.04	0.05	0.06	6800	20500
	HI5820	<0.01	<0.01	<0.01	0.01	0.01	0.02	0.02	0.02	0.02	0.03	12500	37600
	HI5825	<0.01	<0.01	<0.01	<0.01	<0.01	<0.01	0.01	0.01	0.01	0.02	14200	42600
	HI5830	<0.01	<0.01	<0.01	<0.01	<0.01	<0.01	<0.01	<0.01	<0.01	<0.01	17700	53100
30	HI5810	0.06	0.11	0.17	0.23	0.28	0.34	0.40	0.45	—	—	1800	5400
	HI5815	0.01	0.03	0.04	0.05	0.07	0.08	0.09	0.11	0.12	0.14	4300	13100
	HI5820	<0.01	0.01	0.02	0.03	0.03	0.04	0.05	0.05	0.06	0.06	8200	24700
	HI5825	<0.01	<0.01	0.01	0.01	0.02	0.02	0.02	0.03	0.03	0.04	9700	29200
	HI5830	<0.01	<0.01	<0.01	<0.01	0.01	0.01	0.02	0.02	0.02	0.02	11900	35900
36	HI5810	0.12	0.23	0.35	0.47	—	—	—	—	—	—	1200	3700
	HI5815	0.03	0.06	0.08	0.11	0.14	0.17	0.20	0.22	0.25	0.28	3000	9100
	HI5820	0.01	0.03	0.04	0.05	0.06	0.08	0.09	0.10	0.12	0.13	5800	17600
	HI5825	<0.01	0.01	0.02	0.03	0.03	0.04	0.05	0.06	0.06	0.07	7200	21600
	HI5830	<0.01	<0.01	0.01	0.02	0.02	0.03	0.03	0.03	0.04	0.04	8700	26300
42	HI5810	0.22	0.44	—	—	—	—	—	—	—	—	900	2700
	HI5815	0.05	0.10	0.16	0.21	0.26	0.31	0.36	0.42	0.47	—	2200	6700
	HI5820	0.02	0.05	0.07	0.09	0.12	0.14	0.17	0.19	0.21	0.24	4300	12900
	HI5825	0.01	0.02	0.04	0.05	0.06	0.07	0.09	0.10	0.11	0.12	5400	16400
	HI5830	<0.01	0.02	0.02	0.03	0.04	0.05	0.05	0.06	0.07	0.08	6700	20300
48	HI5810	0.37	—	—	—	—	—	—	—	—	—	700	2100
	HI5815	0.09	0.18	0.27	0.36	0.44	—	—	—	—	—	1700	5100
	HI5820	0.04	0.08	0.12	0.16	0.20	0.24	0.28	0.32	0.36	0.40	3300	9900
	HI5825	0.02	0.04	0.06	0.08	0.10	0.13	0.15	0.17	0.19	0.21	4300	13000
	HI5830	0.01	0.02	0.04	0.05	0.06	0.07	0.09	0.10	0.11	0.12	5400	16300
52	HI5815	0.12	0.24	0.37	0.49	—	—	—	—	—	—	1400	4300
	HI5820	0.06	0.11	0.17	0.22	0.28	0.33	0.39	0.45	—	—	2800	8400
	HI5825	0.03	0.06	0.09	0.11	0.14	0.17	0.20	0.23	0.26	0.29	3700	11100
	HI5830	0.02	0.03	0.05	0.07	0.09	0.10	0.12	0.14	0.15	0.17	4700	14100
	60	HI5815	0.22	0.43	—	—	—	—	—	—	—	—	1000
HI5820		0.10	0.20	0.30	0.40	0.49	—	—	—	—	—	2100	6300
HI5825		0.05	0.10	0.15	0.20	0.25	0.31	0.36	0.41	0.46	—	2700	8300
HI5830		0.03	0.06	0.09	0.12	0.15	0.18	0.21	0.24	0.27	0.30	3600	10800
66		HI5815	0.32	—	—	—	—	—	—	—	—	—	900
	HI5820	0.14	0.29	0.43	—	—	—	—	—	—	—	1700	5200
	HI5825	0.07	0.15	0.22	0.30	0.37	0.45	—	—	—	—	2300	6900
	HI5830	0.04	0.09	0.13	0.18	0.22	0.26	0.31	0.35	0.40	0.44	2900	8900
	72	HI5815	0.45	—	—	—	—	—	—	—	—	—	700
HI5820		0.20	0.41	—	—	—	—	—	—	—	—	1400	4400
HI5825		0.11	0.21	0.32	0.42	—	—	—	—	—	—	1900	5700
HI5830		0.06	0.12	0.19	0.25	0.31	0.37	0.44	0.50	—	—	2500	7500
84		HI5820	0.38	—	—	—	—	—	—	—	—	—	1000
	HI5825	0.20	0.39	—	—	—	—	—	—	—	—	1400	4200
	HI5830	0.12	0.23	0.35	0.46	—	—	—	—	—	—	1800	5500
96	HI5825	0.33	—	—	—	—	—	—	—	—	—	1000	3200
	HI5830	0.20	0.39	—	—	—	—	—	—	—	—	1400	4200

NOTES:
 1. The designer should not exceed the MAX RECOMMENDED LOAD at any given span. MAX RECOMMENDED LOAD represents a 3:1 factor of safety on ULTIMATE CAPACITY.
 2. ULTIMATE CAPACITY represents a complete and total failure of the grating. Values are provided to illustrate the reserve strength of the grating at a given span and are NOT to be used for design. Functionality of grating is limited to MAX RECOMMENDED LOAD.
 3. The allowable loads in this table are for STATIC LOAD CONDITIONS at ambient temperatures only. Allowable loads for impact conditions should be a maximum of ONE-HALF the values shown. Long term loads will result in added deflection due to creep in the material and will also require higher safety factors to ensure acceptable performance. For applications at elevated temperatures, consult factory. The designer is further referenced to ASCE Structural Plastics Design Manual.
 4. Fibergrate does not recommend this product for turning wheel loads. If these conditions are expected, contact Fibergrate Engineering.
 5. Fibergrate recommends a maximum deflection of 0.25" for this product under normal loading conditions. The use of L500 may be required by certain construction codes. Check code requirements to determine design criteria.
 6. All gratings were tested in accordance with the ANSI Standard: FRP Composites Grating Manual for Pultruded and Molded Grating and Stair Treads.

HI58 Grating Concentrated Line Load Chart



HI58 PULTRUDED SERIES LINE LOAD TABLE - DEFLECTIONS IN INCHES													
CLEAR SPAN (in)	STYLE	LOAD (LBS/FT of Width)										MAXIMUM RECOM. LOAD (lbs/ft)	ULTIMATE CAPACITY (lbs/ft)
		100	200	300	500	1000	2000	3000	4000	5000	6000		
12	HI5810	<0.01	<0.01	<0.01	0.01	0.03	0.05	0.08	0.11	0.13	0.16	4900	14700
	HI5815	<0.01	<0.01	<0.01	<0.01	<0.01	0.02	0.02	0.03	0.04	0.05	9100	27500
	HI5820	<0.01	<0.01	<0.01	<0.01	<0.01	<0.01	<0.01	0.01	0.02	0.02	23800	71400
	HI5825	<0.01	<0.01	<0.01	<0.01	<0.01	<0.01	<0.01	<0.01	<0.01	0.01	24400	73300
	HI5830	<0.01	<0.01	<0.01	<0.01	<0.01	<0.01	<0.01	<0.01	<0.01	<0.01	31300	94000
18	HI5810	<0.01	0.02	0.03	0.04	0.08	0.17	0.25	0.34	0.42	—	3500	10600
	HI5815	<0.01	<0.01	<0.01	0.01	0.02	0.04	0.07	0.09	0.11	0.13	7600	22900
	HI5820	<0.01	<0.01	<0.01	<0.01	<0.01	0.02	0.03	0.04	0.05	0.06	16300	48900
	HI5825	<0.01	<0.01	<0.01	<0.01	<0.01	0.01	0.02	0.02	0.03	0.03	17600	52900
	HI5830	<0.01	<0.01	<0.01	<0.01	<0.01	<0.01	<0.01	0.01	0.01	0.02	22200	66700
24	HI5810	0.02	0.04	0.06	0.09	0.19	0.37	—	—	—	—	2800	8500
	HI5815	<0.01	<0.01	0.01	0.02	0.04	0.09	0.13	0.18	0.22	0.27	6800	20500
	HI5820	<0.01	<0.01	<0.01	0.01	0.02	0.04	0.07	0.09	0.11	0.13	12500	37600
	HI5825	<0.01	<0.01	<0.01	<0.01	0.01	0.03	0.04	0.05	0.06	0.08	14200	42600
	HI5830	<0.01	<0.01	<0.01	<0.01	<0.01	0.02	0.02	0.03	0.04	0.05	17700	53100
30	HI5810	0.04	0.07	0.11	0.18	0.36	—	—	—	—	—	2200	6800
	HI5815	<0.01	0.02	0.03	0.04	0.09	0.17	0.26	0.35	0.43	—	5400	16400
	HI5820	<0.01	<0.01	0.01	0.02	0.04	0.08	0.12	0.16	0.21	0.25	10300	30900
	HI5825	<0.01	<0.01	<0.01	0.01	0.02	0.05	0.07	0.09	0.11	0.14	12100	36500
	HI5830	<0.01	<0.01	<0.01	<0.01	0.01	0.03	0.04	0.06	0.07	0.08	14900	44900
36	HI5810	0.06	0.13	0.19	0.31	—	—	—	—	—	—	1800	5600
	HI5815	0.01	0.03	0.04	0.07	0.15	0.30	0.45	—	—	—	4500	13700
	HI5820	<0.01	0.01	0.02	0.03	0.07	0.14	0.20	0.27	0.34	0.41	8800	26400
	HI5825	<0.01	<0.01	0.01	0.02	0.04	0.07	0.11	0.15	0.18	0.22	10800	32400
	HI5830	<0.01	<0.01	<0.01	0.01	0.02	0.05	0.07	0.09	0.12	0.14	13100	39400
42	HI5810	0.10	0.20	0.30	0.50	—	—	—	—	—	—	1600	4800
	HI5815	0.02	0.05	0.07	0.12	0.24	0.48	—	—	—	—	3900	11700
	HI5820	0.01	0.02	0.03	0.05	0.11	0.22	0.33	0.43	—	—	7500	22600
	HI5825	<0.01	0.01	0.02	0.03	0.06	0.11	0.17	0.23	0.29	0.34	9600	28800
	HI5830	<0.01	<0.01	0.01	0.02	0.03	0.07	0.10	0.14	0.17	0.21	11800	35500
48	HI5810	0.15	0.30	0.45	—	—	—	—	—	—	—	1400	4200
	HI5815	0.04	0.07	0.11	0.18	0.36	—	—	—	—	—	3400	10200
	HI5820	0.02	0.03	0.05	0.08	0.16	0.32	0.49	—	—	—	6600	19800
	HI5825	<0.01	0.02	0.03	0.04	0.08	0.17	0.25	0.33	0.42	—	8600	26000
	HI5830	<0.01	<0.01	0.01	0.02	0.05	0.10	0.15	0.20	0.25	0.30	10800	32600
52	HI5810	0.19	0.38	—	—	—	—	—	—	—	—	1300	3900
	HI5815	0.05	0.09	0.14	0.23	0.45	—	—	—	—	—	3100	9500
	HI5820	0.02	0.04	0.06	0.10	0.21	0.41	—	—	—	—	6100	18300
	HI5825	0.01	0.02	0.03	0.05	0.11	0.21	0.32	0.42	—	—	8000	24000
	HI5830	<0.01	0.01	0.02	0.03	0.06	0.13	0.19	0.25	0.31	0.38	10200	30600
60	HI5810	0.29	—	—	—	—	—	—	—	—	—	1100	3400
	HI5815	0.07	0.14	0.21	0.35	—	—	—	—	—	—	2700	8200
	HI5820	0.03	0.06	0.09	0.16	0.32	—	—	—	—	—	5200	15800
	HI5825	0.02	0.03	0.05	0.08	0.16	0.33	0.49	—	—	—	6900	20800
	HI5830	<0.01	0.02	0.03	0.05	0.10	0.19	0.29	0.38	0.48	—	9000	27100
66	HI5810	0.39	—	—	—	—	—	—	—	—	—	1000	3000
	HI5815	0.09	0.18	0.28	0.46	—	—	—	—	—	—	2400	7400
	HI5820	0.04	0.08	0.13	0.21	0.42	—	—	—	—	—	4800	14400
	HI5825	0.02	0.04	0.07	0.11	0.22	0.43	—	—	—	—	6300	18900
	HI5830	0.01	0.03	0.04	0.06	0.13	0.26	0.38	—	—	—	8200	24600
72	HI5815	0.12	0.24	0.36	—	—	—	—	—	—	—	2200	6800
	HI5820	0.05	0.11	0.16	0.27	—	—	—	—	—	—	4400	13200
	HI5825	0.03	0.06	0.08	0.14	0.28	—	—	—	—	—	5700	17300
	HI5830	0.02	0.03	0.05	0.08	0.17	0.33	0.50	—	—	—	7500	22500
84	HI5815	0.19	0.38	—	—	—	—	—	—	—	—	1900	5800
	HI5820	0.09	0.17	0.26	0.43	—	—	—	—	—	—	3700	11300
	HI5825	0.04	0.09	0.13	0.22	0.45	—	—	—	—	—	4900	14900
	HI5830	0.03	0.05	0.08	0.13	0.26	—	—	—	—	—	6400	19300
96	HI5815	0.28	—	—	—	—	—	—	—	—	—	1700	5100
	HI5820	0.13	0.26	0.39	—	—	—	—	—	—	—	3300	9900
	HI5825	0.07	0.13	0.20	0.33	—	—	—	—	—	—	4300	13000
	HI5830	0.04	0.08	0.12	0.20	0.39	—	—	—	—	—	5600	16900

NOTES:

- The designer should not exceed the MAX RECOMMENDED LOAD at any given span. MAX RECOMMENDED LOAD represents a 3:1 factor of safety on ULTIMATE CAPACITY.
- ULTIMATE CAPACITY represents a complete and total failure of the grating. Values are provided to illustrate the reserve strength of the grating at a given span and are NOT to be used for design. Functionality of grating is limited to MAX RECOMMENDED LOAD.
- The allowable loads in this table are for STATIC LOAD CONDITIONS at ambient temperatures only. Allowable loads for impact conditions should be a maximum of ONE-HALF the values shown. Long term loads will result in added deflection due to creep in the material and will also require higher safety factors to ensure acceptable performance. For applications at elevated temperatures, consult factory. The designer is further referenced to ASCE Structural Plastics Design Manual.
- Fibergrate does not recommend this product for turning wheel loads. If these conditions are expected, contact Fibergrate Engineering.
- Fibergrate recommends a maximum deflection of 0.25" for this product under normal loading conditions. The use of L500 may be required by certain construction codes. Check code requirements to determine design criteria.
- All gratings were tested in accordance with the ANSI Standard: FRP Composites Grating Manual for Pultruded and Molded Grating and Stair Treads.